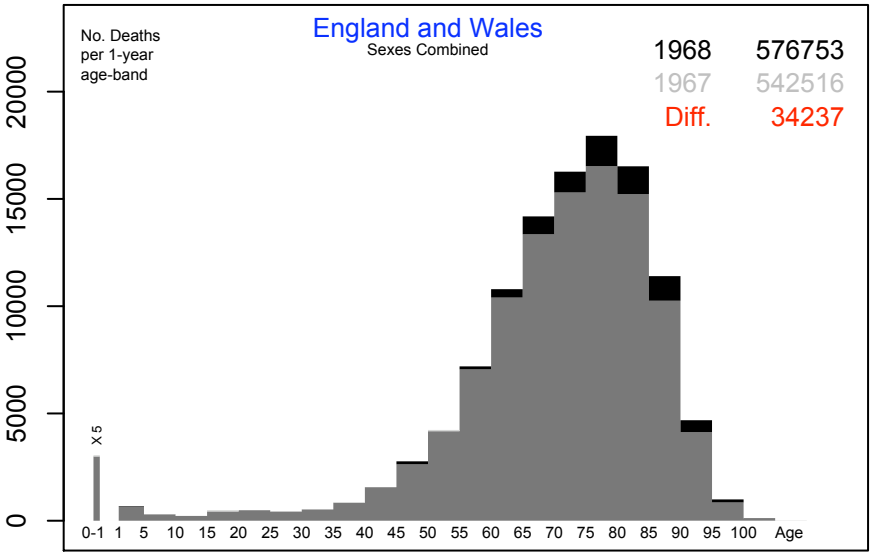
No. Deaths
per 1-year
age-band
England and Wales
Sexes Combined
1968 576753
1967 542516
Diff. 34237
X 5
0 5000 10000 15000 20000
0-1 1 5 10 15 20 25 30 35 40 45 50 55 60 65 70 75 80 85 90 95 100 Age

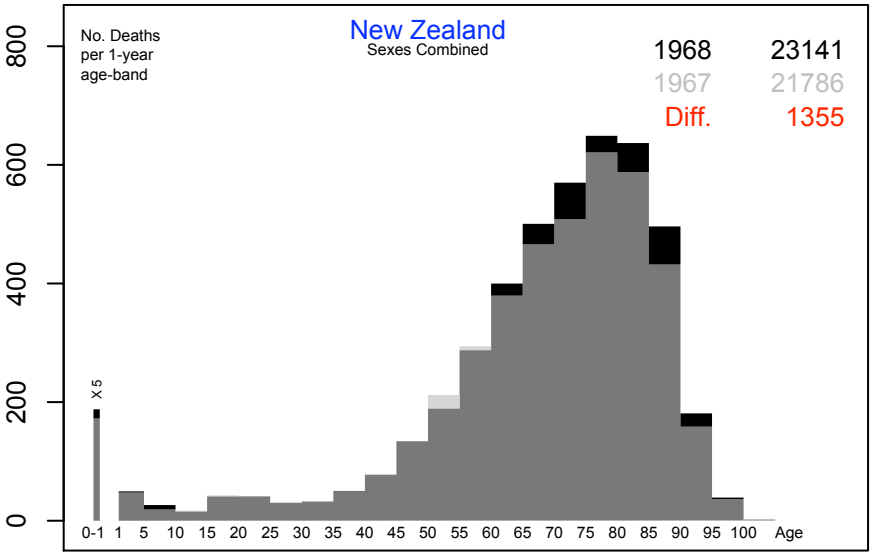
No. Deaths
per 1-year
age-band
New Zealand
Sexes Combined
1968 23141
1967 21786
Diff. 1355
X 5
0 200 400 600 800
0-1 1 5 10 15 20 25 30 35 40 45 50 55 60 65 70 75 80 85 90 95 100 Age

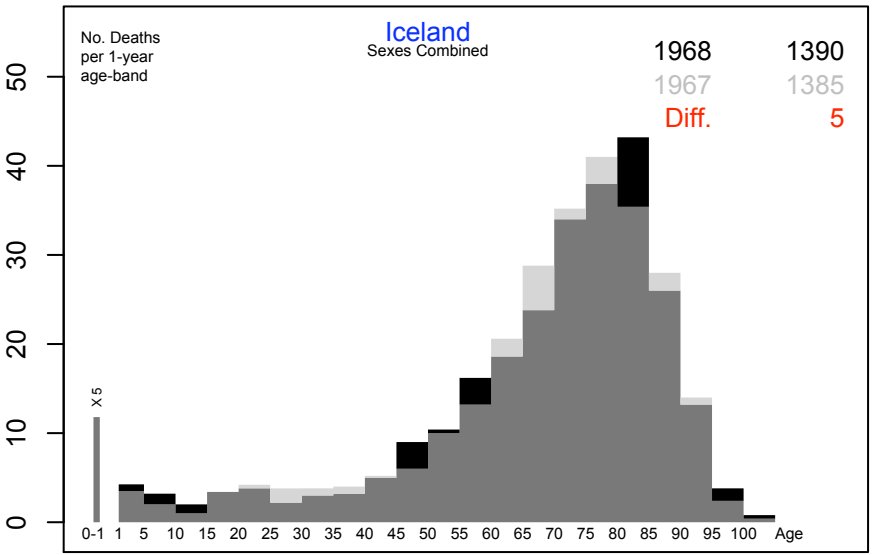
No. Deaths
per 1-year
age-band
Iceland
Sexes Combined
1968 1390
1967 1385
Diff. 5
X 5
0 10 20 30 40 50
0-1 1 5 10 15 20 25 30 35 40 45 50 55 60 65 70 75 80 85 90 95 100 Age

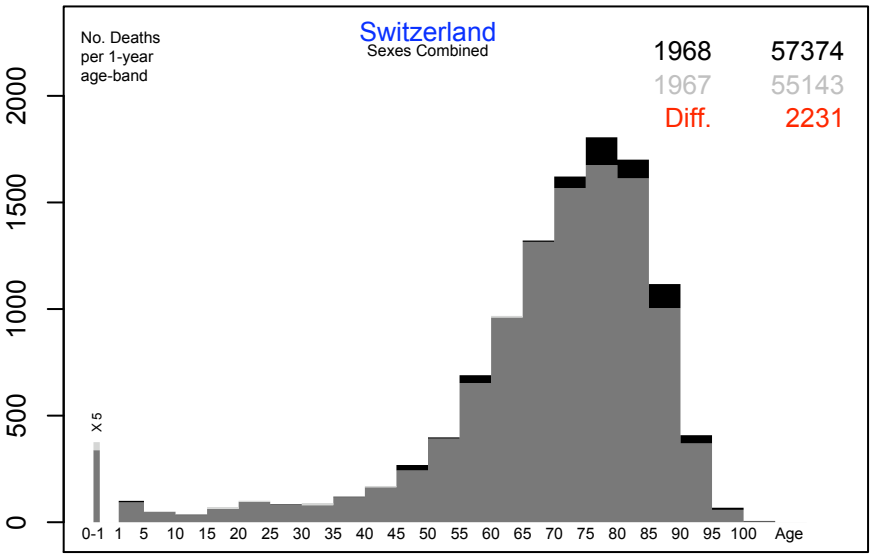
No. Deaths
per 1-year
age-band
Switzerland
Sexes Combined
1968 57374
1967 55143
Diff. 2231
X 5
0 500 1000 1500 2000
0-1 1 5 10 15 20 25 30 35 40 45 50 55 60 65 70 75 80 85 90 95 100 Age